



Add: No.6 Guoyuan Road, Tongxiang Hightech Park,  
Hongtang Town, Tongan' District, Xiamen, China  
Tel: (86)592 3311087  
P.C.: 36110  
E-mail: sales@hotiplumbing.com  
Web: www.hotigrp.com

Make Your Life Better

Make Your Life Better

## COMPANY INTRODUCTION

Hoti Group was established in 2008 and relocated to its own industrial park in Xiamen Tongxiang Hi-Tech Zone in Dec., 2023.

The new industrial park covers an area of 35,000m<sup>2</sup>, with a building area of 100,000m<sup>2</sup>+, 500+ employees, an automated production plant and a laboratory that meets CNAS standards.

Since its establishment, from the traditional toilet seat production to the independent research and development, design, production and sales of intelligent toilet, HOTI Group has owned 200+ product patents, products have been awarded CE, CB, ROHS, REACH, EN1717, CUPC, EGS, Watermark, SAA and other certificates. The quality and safety performance of the products are leading sold well in Europe, the United States and other countries and regions. The quality and safety performance is leading in the industry, and the products are sold well in more than 30 countries and regions such as Europe, US, Australia, ect and others.



## SINCE 2008

**35,000m<sup>2</sup>**  
Land Area

**100,000m<sup>2</sup>+**  
Digital Intelligence  
Plant Building Area

**200+**  
Product Patent

**CNAS Standard**  
HOTI Lab

## HOTI DEVELOPMENT

**2008-2009** >

Company establishment

**2012** >

The industry's first ultra-thin UF seat launch

**2014** >

"Xiamen High-potential SMEs "awarded

**2016** >

"Xiamen Leading Science and Technology  
Little Giant Enterprises"awarded

**2018-2019** >

"Xiamen Municipal-level Industrial  
Design Center" awarded  
"National Intellectual Property Management  
System Certification" awarded

**2021** >

.The foundation of Hoti Intelligent Industrial Park  
ISO9001 certified  
"Intellectual Property Rights Protection Working Unit of  
Xiamen Kitchen and Bathroom Industry Association" awarded

**2023** >

"National High-Tech Enterprise" awarded  
Hoti intelligent industrial park relocated

**2010-2011** >

"National High-Tech Enterprise" awarded

**2013** >

The industry's first night light + aroma seat launch

**2015** >

Company vision, mission and values launch

**2017** >

BSCI certified  
ISO14000 certified

**2020** >

"National High-Tech Enterprise" awarded  
Deeply explore and expand the South China market,  
forging a new business landscape

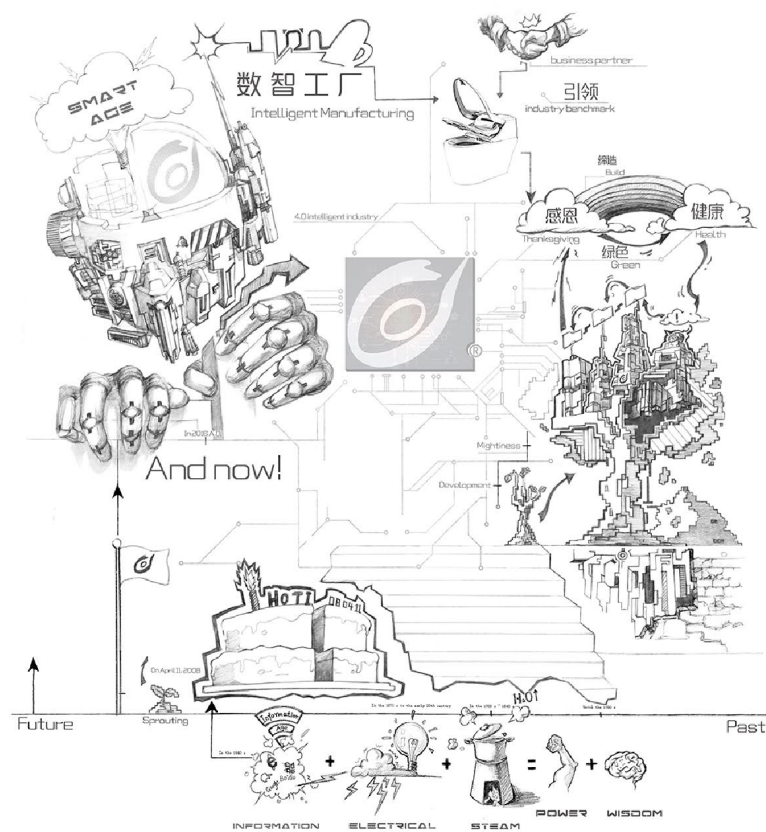
**2022** >

Sign an agreement with the College of Jimei University to  
jointly establish a Postgraduate Practical Education Base  
"Xiamen Specialized, Sophisticated, Novel and Unique SMEs " awarded  
"Fujian Science and Technology Little Giant Enterprises"awarded

**2024** >

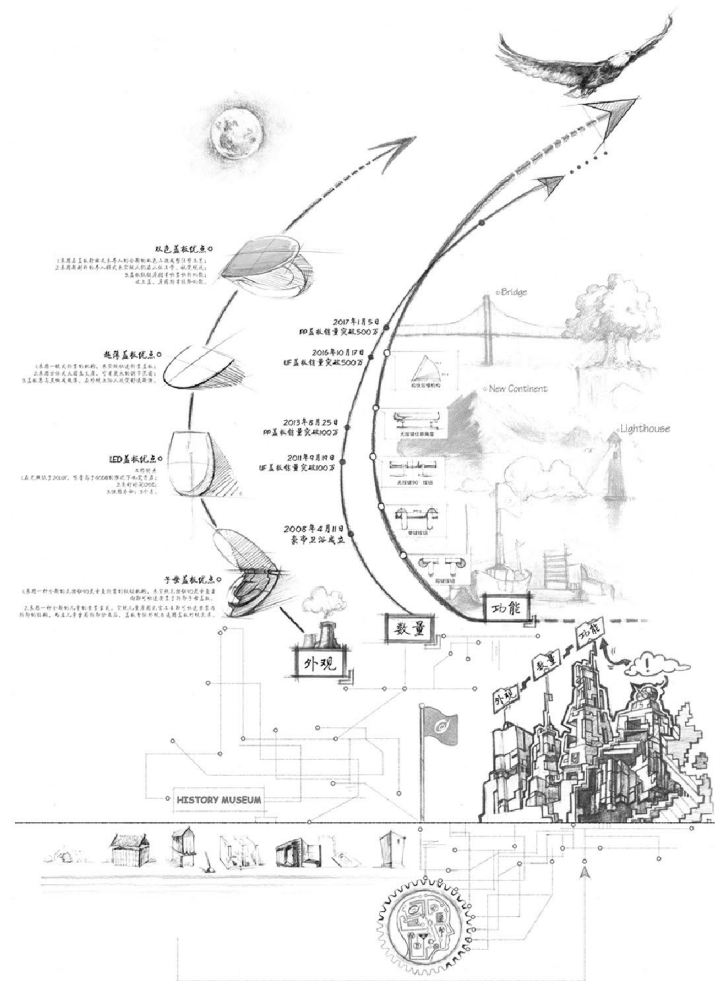
"Fujian Gazelle Enterprises" awarded  
"Xiamen Torch Gazelle Enterprises" awarded

# Corporate Culture



## Vision

Continuous innovation,  
to become the sanitary industry leader  
of the digitalization technology factory



## Mission

For quality and service, we do!

Create a grateful, green, healthy evergreen foundation

Win-win with customers, share with employees



## Values

Integrity Concentration Responsibility Ingenuity Health



**Craftsmanship Spirit**  
**To Pursuit Of Perfect Detail**  
**Less is more**





# CATALOGUE

<b>01</b>	<b>Crytal Pro Series</b>
<b>02</b>	<b>Smart Pro Series</b>
<b>03</b>	<b>U1 Wall Hung Smart Toilet Series</b>
<b>04</b>	<b>D1\U2 Wall Hung Smart Toilet Series</b>
<b>05</b>	<b>Lite E Series</b>
<b>06</b>	<b>Smart M Series</b>
<b>07</b>	<b>Lite Smart Seat</b>
<b>08</b>	<b>Smart Seat</b>
<b>09</b>	<b>Function Icon</b>
<b>10</b>	<b>Product Collections</b>



# CRYSTAL PRO

ME5010

Refined, elegant, fashionable,  
A new sense of aesthetics,  
reconstructing the “luxury” senses





# Crystal Concept • Pure Beauty

The luxury of “Crystal” Intelligence



# Industry-leading Seamless heated seat

No place to hide dirt, easy to clean



Common welding processes



Section view



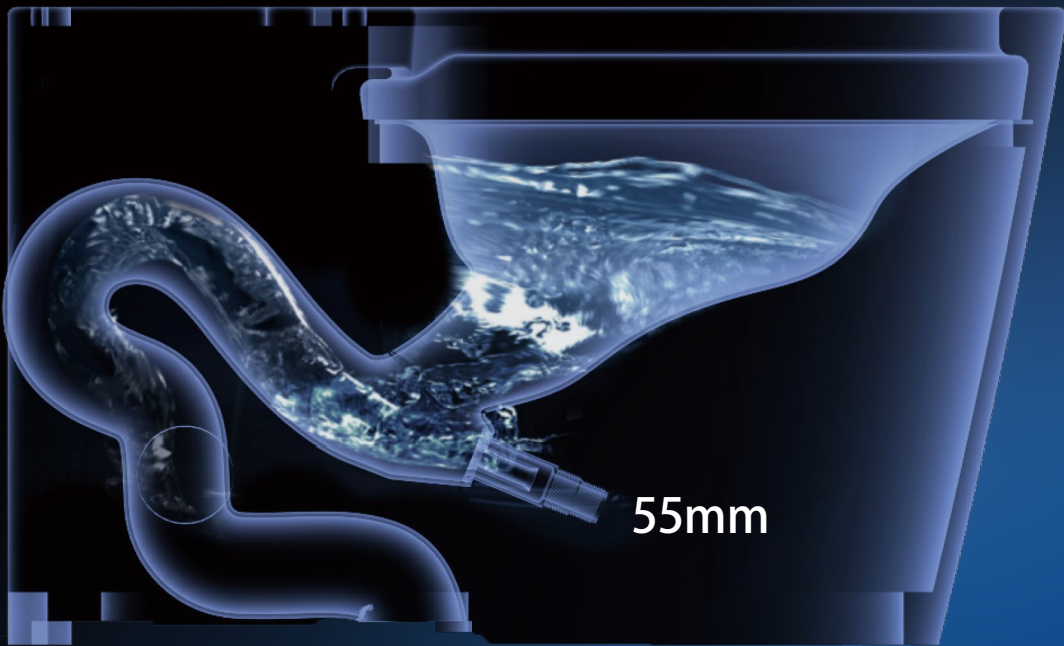
Seamless processes



Section view

# φ55mm Large Siphon Pipe

- Large pipe with super pollution discharge capability
- Larger water seal area is better for odor-proof
- “Built-in Water Tank with Pump” flush system, No water pressure limit



# Intelligent Digital Display Remote Control

Ultra-thin design, simple and elegant  
Various color options, experience upgraded



# Removable Decorative Cover Multi-color Options

Smart digital display shows drying temperature,  
water temperature and seat temperature  
Fault code display for efficient after-sales service






## Flat layout & Module design

Water & Electricity Separation, safe and reliable

Flat design, convenient for after-sales






# SMART PRO

ME4665

Fantasy taillight, technology and fashion  
Born for light, brittient





# Sports Car Taillight Design



Inheriting the dynamic gene  
Sporty rear wing, technology and fashion



## φ50mm Large Siphon Pipe Powerful Flush System


Super pollution capability

“Built-in water tank + pump” No water pressure limit



### Heating Module

Instant heating temperature control technology, stable and reliable



### Pressure Stabilizing Valve Module

Adapt to different inlet water pressures, stable flow rate,  
and high pressure resistance



# U1 Wall Hung Smart Toilet Series

ME4030

Simple and modern appearance  
Meets the needs of modern bathroom





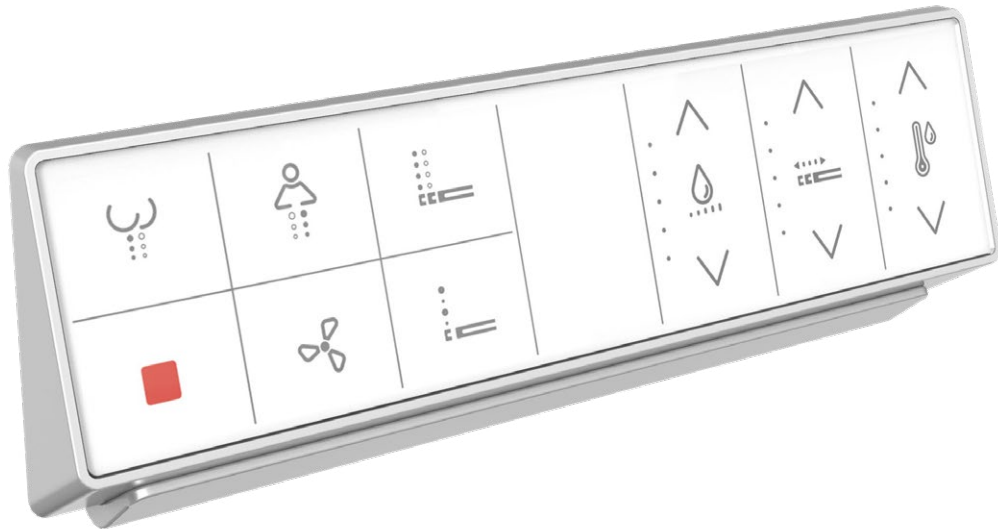
# Water Drop Concept Minimalist Look Design

The natural flow of the “water drop” conveys  
a pure and simple design concept



# Touch-sensitive Smart Remote Control

Tilting design, ergonomically designed  
Smart use of stacked design, makes product thinner and tighter



# Ultra-thin Vertical Remote Control

Mechanical buttons, energy saving  
Comfortable grip, effortless one-handed operation



# Light Display

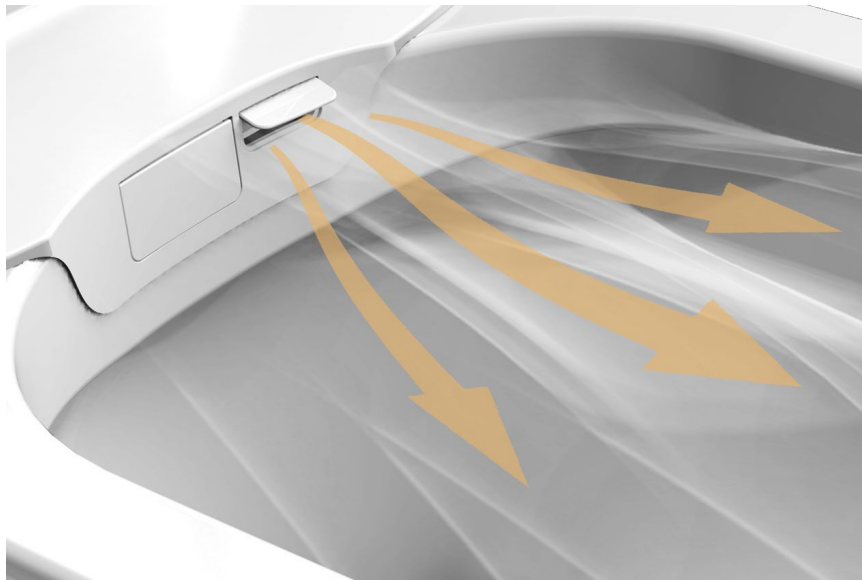
Function icon Light display  
Easy to understand



# Glass Panel & Multiple Colors








**Warm Air Drying**

Multi temperature setting, always comfortable




**Intelligent Deodorization**

Long-lasting freshness, odor suppression



**PBT Heating Seat**

Innovative material, good thermal conductivity, safe and reliable



**Intelligent Descaling Module**

Effectively prevent water scale, protect core components,  
extend product life



# D1/U2 Wall Hung Smart Toilet Series

Metal back cover and European aesthetic design  
Elegance in Minimalism

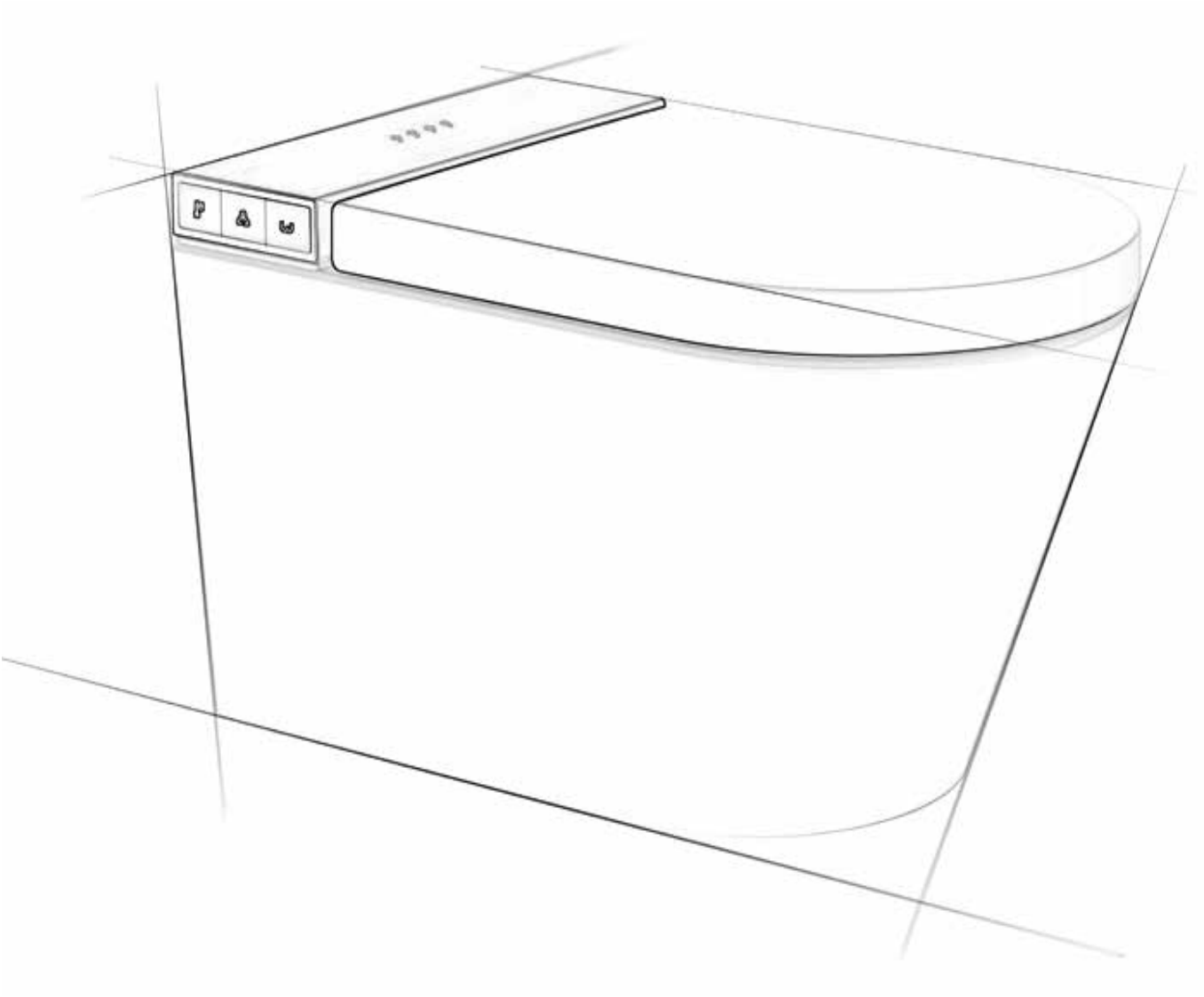


# Flat Design Stylish And Elegant

Pure Flat Design Concept

Bringing Design Aesthetics to life on Paper

Outlines the beauty of ultimate simplicity





# D1 Series

## Tankless Wall Hung Smart Toilet

### φ50MM Siphon Pipe

Innovative patents, efficient flushing performance  
Upgraded jet head structure to reduce water flow loss



### Built-in Water Tank

No need concealed cistern, integrated flushing system, easier to install and maintain

### Platform Design And Multiple Functional Configurations



Normal Wall Hung Toilet



Manual Bidet Wall Hung Toilet



Wall Hung Smart Toilet





# D1 Series

## Industry-first Innovation Manual Bidet Wall Hung Toilet



### Clean Rear Wash

Dual sprayer design to prevent cross-infection  
Customized water flow, clean and hygienic



### Gentle Lady Wash

Gentle lady wash, gentle water flow,  
reduces the risk of disease in lady



### Pulse Valve Flushing System

Innovative and patented  
No need socket for flushing



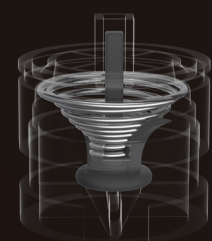
### Simply handle operation

Easy switch with a simple handle




# Optimized Flushing Valve

## More stable water flow & Cleaner water quality & Safer water usage




### Constant Pressure Valve

Different spring compression stroke control under different pressure  
Corresponding flow area, effective flow control, more water-saving



### Filter Screen

High filtration capacity  
Efficient water purification



### Anti-siphon Component

More effective anti-siphon structure prevents sewage backflow and ensures water safety



# U2 Series

## Wash Down Wall Hung Smart Toilet



### Interactive projection

No bending, feet interactive  
Precise sensing, easy and hygiene



### Tornado flushing

Rimless design  
Silent tornado flush  
No splashing



### Auto Open

Touchless and safer



### Colorful Ambient Light

Multi-color changes, use light and shadow to  
outline a cozy space





# Lite E Series

Entry-level features, leading people to have new experiences

Upgraded foot sensing module, no need to bend down to flush



# Smart M

Patented  $\phi 50\text{mm}$  siphon pipe design  
Flat design, simple and fashionable





# Lite Smart Seat

Entry-level toilet seat, excellent cost performance  
Mechanical water inlet, wash function








































# Smart Seat

Smart seat, wireless remote control  
One-touch automatic washing and drying



Make Your Life Better

# Function Icon

	Rear wash		Detachable nozzle		Bubble wash		Water temp		Water flow		Warm air dry
	Lady wash		Self-cleaning nozzle		UV sterilization		Pre-wet		Instant warm water		Deodorization
	Child wash		Massage wash		Water filtration		Auto open		Foot sensor open		Night light
	Auto rear wash		Antibacterial nozzle		Foot sensor flush		Foam Shield		Seasonal Warmth		Energy Saving
	Auto lady wash		Mobile wash		Auto flush		User memory		Electrolytic water sterilization		Business model
	Seat Sensor		Antibacterial seat		Seat heating		LED display		Troubleshooting		

Crystal Pro • Luxury

Model: ME5010A      Size: 714·400·450mm

Function:



Smart Pro • Classic

Model: ME4665      Size: 666·393·475mm

Function:



Crystal Pro • Elegance

Model: ME5010B      Size: 710·400·470mm

Function:



Smart Pro • Matrix

Model: ME4657      Size: 663·394·475mm

Function:



D1

Model: ME4500      Size: 590·370·350mm

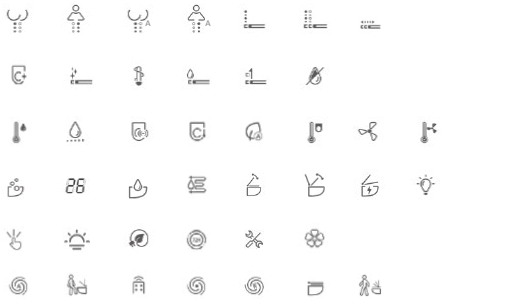
Function:



U2

Model: ME4900      Size: 590·370·350mm

Function:







U1 • D Shape Two-layer WH

Model: ME4010A      Size: 598·370·345mm

Function:



U1 • D Shape Two-layer BTW

Model: ME4010AS      Size: 600·446·370mm

Function:



U1 • D Shape Wrap-over WH

Model: ME4030A/F      Size: 600·446·370mm

Function:



U1 • D Shape Wrap-over BTW

Model: ME4030AS      Size: 600·446·370mm

Function:



U1 • Square Shape WH

Model: ME4040A/F      Size: 428·370·450mm

Function:



U1 • Square Shape BTW

Model: ME4040AS      Size: 600·370·446mm

Function:







Smart M • Curve

Model: ME4107      Size: 660·390·466mm

Function:

- Wash, Dry, Warm Air, Bidet, Auto Flush
- Wash, Dry, Warm Air, Bidet, Auto Flush
- Wash, Dry, Warm Air, Bidet, Auto Flush
- Wash, Dry, Warm Air, Bidet, Auto Flush
- Wash, Dry, Warm Air, Bidet, Auto Flush



Smart M • Flat

Model: ME4110      Size: 660·390·445mm

Function:

- Wash, Dry, Warm Air, Bidet, Auto Flush
- Wash, Dry, Warm Air, Bidet, Auto Flush
- Wash, Dry, Warm Air, Bidet, Auto Flush
- Wash, Dry, Warm Air, Bidet, Auto Flush
- Wash, Dry, Warm Air, Bidet, Auto Flush



Smart M • Lite

Model: ME4070      Size: 660·390·445mm

Function:

- Wash, Dry, Warm Air, Bidet, Auto Flush
- Wash, Dry, Warm Air, Bidet, Auto Flush
- Wash, Dry, Warm Air, Bidet, Auto Flush
- Wash, Dry, Warm Air, Bidet, Auto Flush
- Wash, Dry, Warm Air, Bidet, Auto Flush



Lite E

Model: ME4801      Size: 660·390·450mm

Function:

- Wash, Dry, Warm Air, Bidet, Auto Flush
- Wash, Dry, Warm Air, Bidet, Auto Flush
- Wash, Dry, Warm Air, Bidet, Auto Flush
- Wash, Dry, Warm Air, Bidet, Auto Flush
- Wash, Dry, Warm Air, Bidet, Auto Flush



Smart Seat

Model: E1204      Size: 374·508·99mm

Function:

- Wash, Dry, Warm Air, Bidet, Auto Flush
- Wash, Dry, Warm Air, Bidet, Auto Flush
- Wash, Dry, Warm Air, Bidet, Auto Flush
- Wash, Dry, Warm Air, Bidet, Auto Flush
- Wash, Dry, Warm Air, Bidet, Auto Flush



Lite Smart Seat

Model: E107      Size: 500·402·98mm

Function:

- Wash, Dry, Warm Air, Bidet, Auto Flush
- Wash, Dry, Warm Air, Bidet, Auto Flush
- Wash, Dry, Warm Air, Bidet, Auto Flush
- Wash, Dry, Warm Air, Bidet, Auto Flush
- Wash, Dry, Warm Air, Bidet, Auto Flush

Make Your Life Better