



HOTI Group

Add: No.6 Guoyuan Road, Tongxiang Hightech Park,
Hongtang Town, Tongan' District, Xiamen, China
Tel: (86) 592 3360158
P.C.: 36110
E-mail: echo@hotiplumbing.com
Web: www.hotigrp.com

Make Your Life Better

Make Your Life Better

COMPANY INTRODUCTION

Hoti Group was established in 2008 and relocated to its own industrial park in Xiamen Tongxiang Hi-Tech Zone in Dec., 2023.

The new industrial park covers an area of 35,000m², with a building area of 100,000m²+, 500+ employees, an automated production plant and a laboratory that meets CNAS standards.

Since its establishment, from the traditional toilet seat production to the independent research and development, design, production and sales of intelligent toilet, HOTI Group has owned 200+ product patents, products have been awarded CE, CB, ROHS, REACH, EN1717, CUPC, EGS, Watermark, SAA and other certificates. The quality and safety performance of the products are leading sold well in Europe, the United States and other countries and regions. The quality and safety performance is leading in the industry, and the products are sold well in more than 30 countries and regions such as Europe, US, Australia, ect and others.



SINCE 2008

35,000m²
Land Area

100,000m²+
Digital Intelligence
Plant Building Area

200+
Product Patent

CNAS Standard
HOTI Lab

HOTI DEVELOPMENT

2008-2009 >
Company establishment

2012 >
The industry's first ultra-thin UF seat launch

2014 >
“Xiamen High-potential SMEs ”awarded

2016 >
“Xiamen Leading Science and Technology
Little Giant Enterprises”awarded

2018-2019 >
“Xiamen Municipal-level Industrial
Design Center” awarded
“National Intellectual Property Management
System Certification”” awarded

2021 >
.The foundation of Hoti Intelligent Industrial Park
ISO9001 certified
“Intellectual Property Rights Protection Working Unit of
Xiamen Kitchen and Bathroom Industry Association” awarded

2023 >
“National High-Tech Enterprise” awarded
Hoti intelligent industrial park relocated

2010-2011 >
“National High-Tech Enterprise” awarded

2013 >
The industry's first night light + aroma seat launch

2015 >
Company vision, mission and values launch

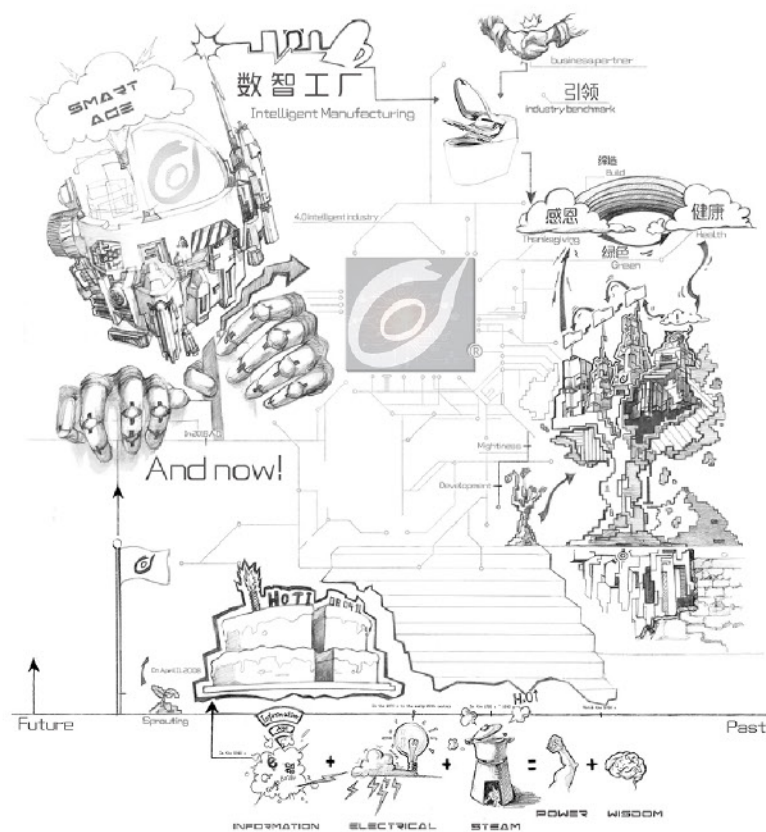
2017 >
BSCI certified
ISO14000 certified

2020 >
“National High-Tech Enterprise” awarded
Deeply explore and expand the South China market,
forging a new business landscape

2022 >
Sign an agreement with the College of Jimei University to
jointly establish a Postgraduate Practical Education Base
“Xiamen Specialized, Sophisticated, Novel and Unique SMEs ” awarded
“Fujian Science and Technology Little Giant Enterprises”awarded

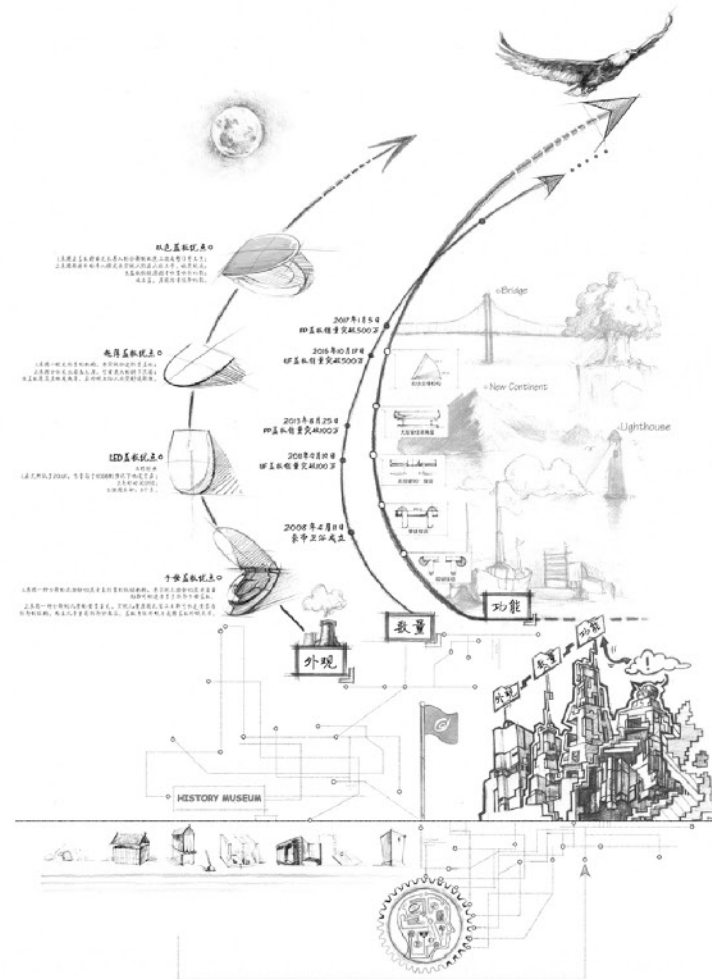
2024 >
“Fujian Gazelle Enterprises” awarded
“Xiamen Torch Gazelle Enterprises” awarded

Corporate Culture



Vision

Continuous innovation,
to become the sanitary industry leader
of the digitalization technology factory



Mission

For quality and service, we do!

Create a grateful, green, healthy evergreen foundation

Win-win with customers, share with employees



Values

Integrity Concentration Responsibility Ingenuity Health

Craftsmanship Spirit
To Pursuit Of Perfect Detail
Less is more





CATALOGUE

01	Crytal Pro Series
02	Smart Pro Series
03	U1 Wall Hung Smart Toilet Series
04	D1\U2 Wall Hung Smart Toilet Series
05	Lite E Series
06	Smart M Series
07	Lite Smart Seat
08	Smart Seat
09	Function Icon
10	Product Collections

CRYSTAL PRO

ME5010

Refined, elegant, fashionable,
A new sense of aesthetics,
reconstructing the “luxury” senses





Crystal Concept • Pure Beauty

The luxury of “Crystal” Intelligence

Industry-leading Seamless heated seat

No place to hide dirt, easy to clean



Common welding processes



Section view



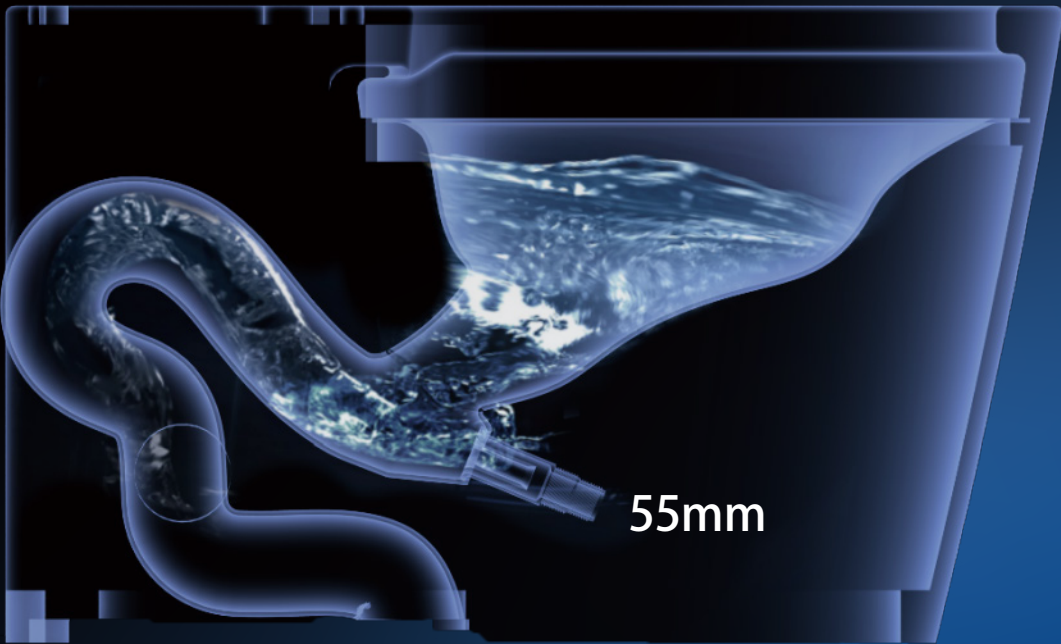
Seamless processes



Section view

φ55mm Large Siphon Pipe

- Large pipe with super pollution discharge capability
- Larger water seal area is better for odor-proof
- “Built-in Water Tank with Pump” flush system, No water pressure limit



Intelligent Digital Display Remote Control

Ultra-thin design, simple and elegant
Various color options, experience upgraded



Removable Decorative Cover Multi-color Options


Smart digital display shows drying temperature,
water temperature and seat temperature
Fault code display for efficient after-sales service



Flat layout & Module design

Water & Electricity Separation, safe and reliable

Flat design, convenient for after-sales




SMART PRO

ME4665

Fantasy taillight, technology and fashion
Born for light, brittient







Sports Car Taillight Design

Inheriting the dynamic gene
Sporty rear wing, technology and fashion

φ50mm Large Siphon Pipe Powerful Flush System


Super pollution capability

“Built-in water tank + pump” No water pressure limit



Heating Module

Instant heating temperature control technology, stable and reliable



Pressure Stabilizing Valve Module

Adapt to different inlet water pressures, stable flow rate,
and high pressure resistance



U1 Wall Hung Smart Toilet Series

ME4030

Simple and modern appearance
Meets the needs of modern bathroom



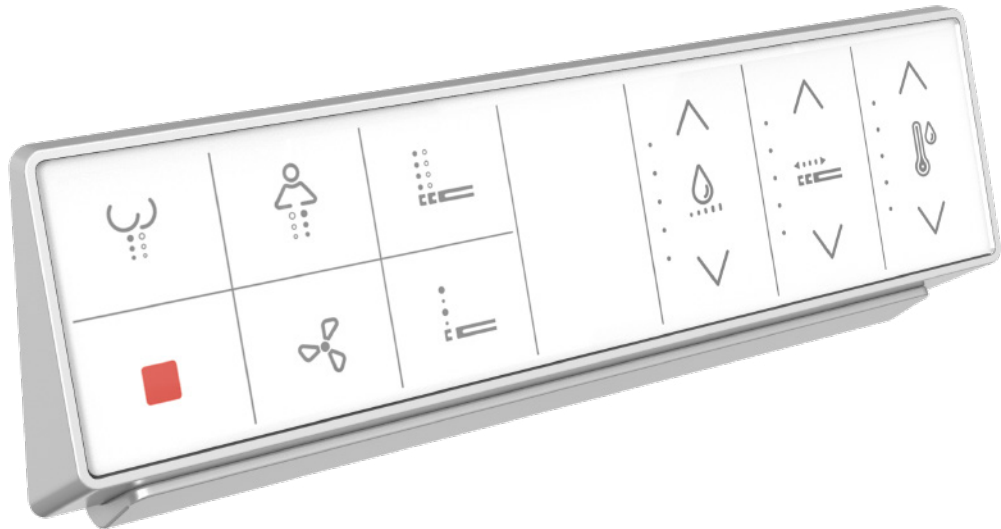
Water Drop Concept Minimalist Look Design

The natural flow of the “water drop” conveys
a pure and simple design concept



Touch-sensitive Smart Remote Control

Tilting design, ergonomically designed
Smart use of stacked design, makes product thinner and tighter



Ultra-thin Vertical Remote Control

Mechanical buttons, energy saving
Comfortable grip, effortless one-handed operation



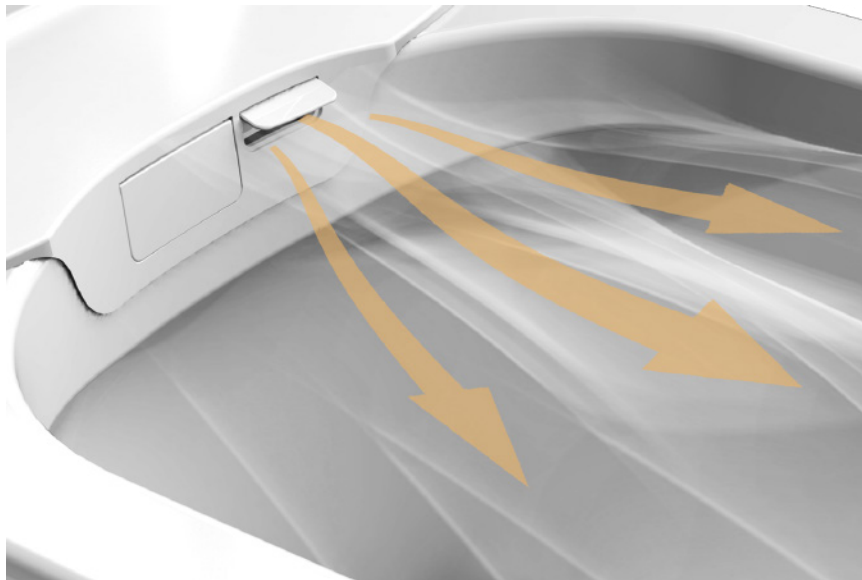
Light Display

Function icon Light display
Easy to understand




Glass Panel & Multiple Colors





Warm Air Drying

Multi temperature setting, always comfortable




Intelligent Deodorization

Long-lasting freshness, odor suppression



PBT Heating Seat

Innovative material, good thermal conductivity, safe and reliable



Intelligent Descaling Module

Effectively prevent water scale, protect core components,
extend product life



D1/U2 Wall Hung Smart Toilet Series

Metal back cover and European aesthetic design
Elegance in Minimalism

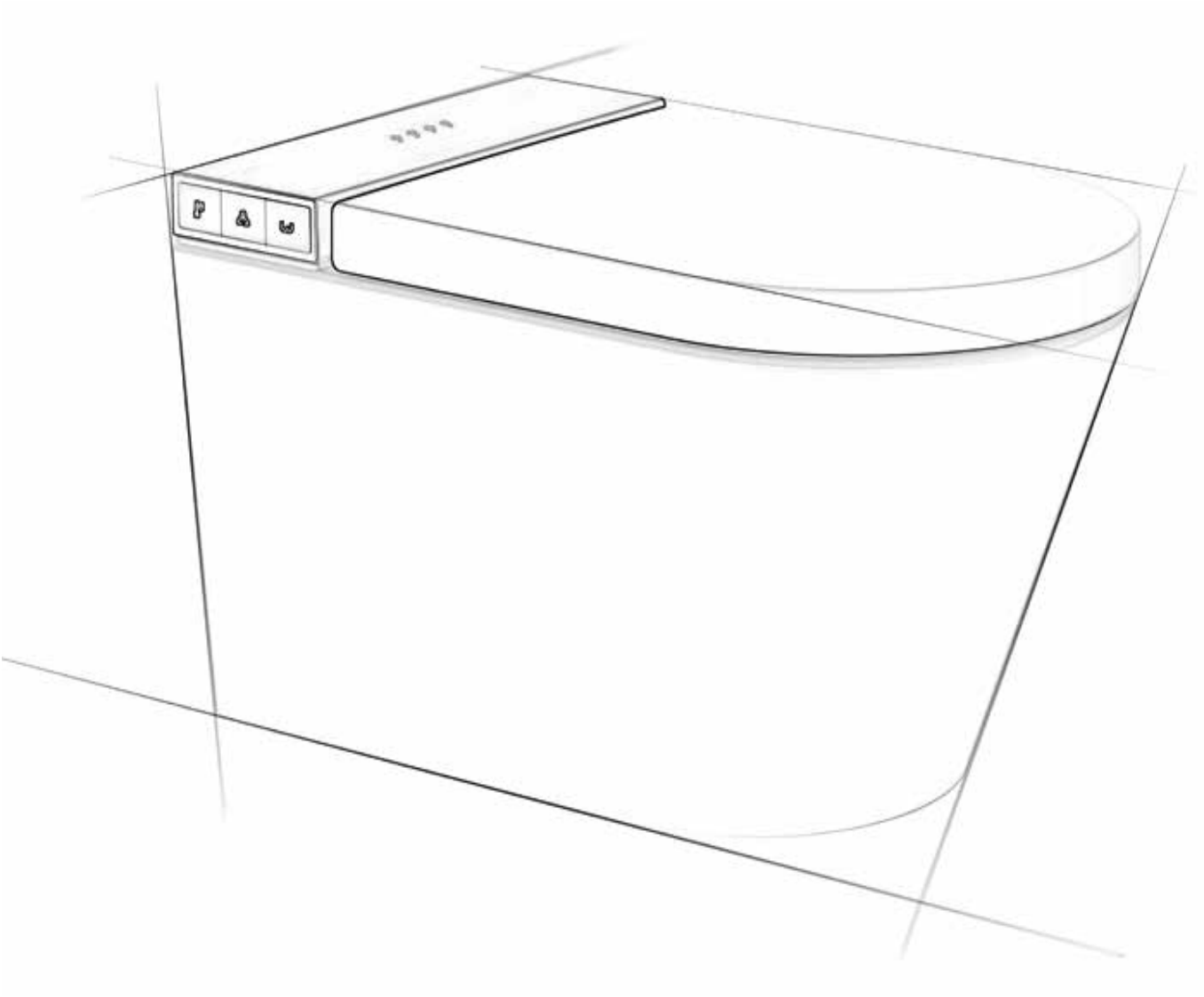


Flat Design Stylish And Elegant

Pure Flat Design Concept

Bringing Design Aesthetics to life on Paper

Outlines the beauty of ultimate simplicity



D1 Series

Tankless Wall Hung Smart Toilet

φ50MM Siphon Pipe

Innovative patents, efficient flushing performance
Upgraded jet head structure to reduce water flow loss



Built-in Water Tank

No need concealed cistern, integrated flushing system, easier to install and maintain

Platform Design And Multiple Functional Configurations



Normal Wall Hung Toilet



Manual Bidet Wall Hung Toilet



Wall Hung Smart Toilet



D1 Series

Industry-first Innovation Manual Bidet Wall Hung Toilet



Clean Rear Wash

Dual sprayer design to prevent cross-infection
Customized water flow, clean and hygienic



Gentle Lady Wash

Gentle lady wash, gentle water flow,
reduces the risk of disease in lady



Pulse Valve Flushing System

Innovative and patented
No need socket for flushing

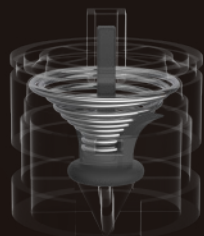


Simply handle operation

Easy switch with a simple handle


Optimized Flushing Valve

More stable water flow & Cleaner water quality & Safer water usage




Constant Pressure Valve

Different spring compression stroke control under different pressure
Corresponding flow area, effective flow control, more water-saving



Filter Screen

High filtration capacity
Efficient water purification



Anti-siphon Component

More effective anti-siphon structure prevents sewage backflow and ensures water safety



U2 Series

Wash Down Wall Hung Smart Toilet



Interactive projection

No bending, feet interactive
Precise sensing, easy and hygiene



Tornado flushing

Rimless design
Silent tornado flush
No splashing



Auto Open

Touchless and safer



Colorful Ambient Light

Multi-color changes, use light and shadow to
outline a cozy space



Lite E Series

Entry-level features, leading people to have new experiences

Upgraded foot sensing module, no need to bend down to flush

Smart M

Patented $\phi 50\text{mm}$ siphon pipe design
Flat design, simple and fashionable



Lite Smart Seat

Entry-level toilet seat, excellent cost performance
Mechanical water inlet, wash function






































Smart Seat

Smart seat, wireless remote control
One-touch automatic washing and drying



Make Your Life Better

Function Icon

	Rear wash		Detachable nozzle		Bubble wash		Water temp		Water flow		Warm air dry
	Lady wash		Self-cleaning nozzle		UV sterilization		Pre-wet		Instant warm water		Deodorization
	Child wash		Massage wash		Water filtration		Auto open		Foot sensor open		Night light
	Auto rear wash		Antibacterial nozzle		Foot sensor flush		Foam Shield		Seasonal Warmth		Energy Saving
	Auto lady wash		Mobile wash		Auto flush		User memory		Electrolytic water sterilization		Business model
	Seat Sensor		Antibacterial seat		Seat heating		LED display		Troubleshooting		

Crystal Pro • Luxury

Model: ME5010A Size: 714·410·450mm

Function:



Smart Pro • Classic

Model: ME4665 Size: 666·393·475mm

Function:



Crystal Pro • Elegance

Model: ME5010B Size: 710·400·450mm

Function:



Smart Pro • Matrix

Model: ME4657 Size: 663·394·475mm

Function:



D1

Model: ME4500 Size: 590·370·350mm

Function:



U2

Model: ME4900 Size: 590·370·350mm

Function:





U1 • D Shape Two-layer WH

Model: ME4010A Size: 598·370·345mm

Function:



U1 • D Shape Two-layer BTW

Model: ME4010AS Size: 600·446·370mm

Function:



U1 • D Shape Wrap-over WH

Model: ME4030A/F Size: 600·446·370mm

Function:



U1 • D Shape Wrap-over BTW

Model: ME4030AS Size: 600·446·370mm

Function:



U1 • Square Shape WH

Model: ME4040A/F Size: 428·370·450mm

Function:



U1 • Square Shape BTW

Model: ME4040AS Size: 600·370·446mm

Function:





Smart M • Curve

Model: ME4107 Size: 660·390·466mm

Function:

- Wash, Dry, Warm Air, Bidet, Auto Flush
- Wash, Dry, Warm Air, Bidet, Auto Flush
- Wash, Dry, Warm Air, Bidet, Auto Flush
- Wash, Dry, Warm Air, Bidet, Auto Flush
- Wash, Dry, Warm Air, Bidet, Auto Flush



Smart M • Flat

Model: ME4110 Size: 660·390·445mm

Function:

- Wash, Dry, Warm Air, Bidet, Auto Flush
- Wash, Dry, Warm Air, Bidet, Auto Flush
- Wash, Dry, Warm Air, Bidet, Auto Flush
- Wash, Dry, Warm Air, Bidet, Auto Flush
- Wash, Dry, Warm Air, Bidet, Auto Flush



Smart M • Lite

Model: ME4070 Size: 660·390·445mm

Function:

- Wash, Dry, Warm Air, Bidet, Auto Flush
- Wash, Dry, Warm Air, Bidet, Auto Flush
- Wash, Dry, Warm Air, Bidet, Auto Flush
- Wash, Dry, Warm Air, Bidet, Auto Flush
- Wash, Dry, Warm Air, Bidet, Auto Flush



Lite E

Model: ME4801 Size: 660·390·450mm

Function:

- Wash, Dry, Warm Air, Bidet, Auto Flush
- Wash, Dry, Warm Air, Bidet, Auto Flush
- Wash, Dry, Warm Air, Bidet, Auto Flush
- Wash, Dry, Warm Air, Bidet, Auto Flush
- Wash, Dry, Warm Air, Bidet, Auto Flush



Smart Seat

Model: E1204 Size: 374·508·99mm

Function:

- Wash, Dry, Warm Air, Bidet, Auto Flush
- Wash, Dry, Warm Air, Bidet, Auto Flush
- Wash, Dry, Warm Air, Bidet, Auto Flush
- Wash, Dry, Warm Air, Bidet, Auto Flush
- Wash, Dry, Warm Air, Bidet, Auto Flush



Lite Smart Seat

Model: E107 Size: 500·402·98mm

Function:

- Wash, Dry, Warm Air, Bidet, Auto Flush
- Wash, Dry, Warm Air, Bidet, Auto Flush
- Wash, Dry, Warm Air, Bidet, Auto Flush
- Wash, Dry, Warm Air, Bidet, Auto Flush
- Wash, Dry, Warm Air, Bidet, Auto Flush

Make Your Life Better